



BRITISH COLUMBIA
WINE GRAPE
COUNCIL

ANNUAL CROP ASSESSMENT

2023 VINTAGE

An analysis of varietal tonnage and prices of grapes grown on the British Columbia mainland and used in the production of wine in the 2023 vintage.

Prepared by the BC Wine Grape Council

NOTE TO READER

“This data is unaudited and is produced for industry information only”

The BC Wine Grape Council (BCWGC) is committed to the task of reporting the BC wine grape harvest by June 1st each year. BC mainland wineries are required by regulation to report and pay levies on tonnage purchased to the BCWGC, creating a comprehensive set of information to draw from. Wineries have voluntarily submitted the pricing data which has been added to this report. While tonnage data includes all winery-grown and independent vineyards, the Pricing Analysis tables exclude crops from winery owned and leased vineyards, giving a comprehensive estimation of value of grape by variety.


The BCWGC Crop Report Sub-Committee meets annually to review the report and make recommendations for the following year.

The data collected for this report is held in strict confidence and individual grower/winery information is not divulged to anyone. While this specific report is not audited, the BCWGC is required to have an annual financial review, and this is being carried out by Grant Thornton LLP accounting firm for 2023-2024 fiscal year.

2023 Vintage Summary

An extreme cold event occurring in December 2022 saw temperatures drop to -25 to -29 throughout the valley which resulted in widespread bud mortality across all varieties. Variable growth resulted in widespread phenological growth differences within the same block, along with decreased bud fertility, all resulting in a decreased crop. Variable phenology and rapid growth in vineyards with modified pruning resulted in high disease pressure and losses to powdery mildew. Similar to 2015 and 2021, 2023 had one of the highest growing degree day (GDD) accumulation, hence the ripening of reduced crops was rapid, yielding a decreased harvest of excellent quality. There was a moderate risk of smoke taint from fires in the South of the valley, early in the growing season and in the North, later in the growing season.

The decrease in crop yield resulted in poor representative pricing information on several varieties which may not be indicative of future pricing when crops return to more normal yields.



Ross Wise, Chair
BC Wine Grape Council



Kate Durisek, Executive Director
BC Wine Grape Council



RESPONDENT COMPARISONS

RESPONDENT COMPARISONS

OVERVIEW OF WINERY RESPONDENTS			
Total Grape Wineries in BC	Total Mainland Grape Wineries	Total Respondent Wineries	% of Total
296	273	216	79.12%

ANNUAL COMPARISON OF WINERY RESPONDENTS			
Year	Total Mainland Grape Wineries	Total Respondent Wineries	% of Total
2023	273	216	79.12%
2022	260	232	89.23%
2021	260	223	85.77%
2020	255	196	76.86%
2019	251	199	79.28%
2018	249	208	83.53%
2017	232	140	60.34%

RESPONDENT COMPARISONS

RESPONSE RATE BY WINERY SIZE		
Large >1500 Short Tons	Medium 150-1500 Short Tons	Small <150 Short Tons
1	29	186

ANNUAL COMPARISON OF WINERY RESPONDENT SIZE				
Year	Large >1500 Short Tons	Medium 150- 1500 Short Tons	Small <150 Short Tons	Total
2023	1	29	186	216
2022	4	55	173	232
2021	3	41	179	223
2020	3	39	154	196
2019	3	47	149	199
2018	4	51	153	208
2017	3	39	98	140

PRICING ANALYSIS

NOTES ON PRICING COLLECTION METHOD

The BC Wine Grape Council collected data on 3,049 crops in the 2023 vintage with a total of 18,321.23 short tons.

In 2019 the Council made the decision to not collect pricing information on crops that came from winery owned or leased vineyards. There were 1,774 entries of this type reported which equated to 11,071.63 short tons or 60.43% of the total tonnage volume.













Prices were filtered to exclude values outside of the standard deviation range of \$1,250- \$6,000. There were 2 entries valued at under \$1,250 which had a total tonnage amount of 6.02 short tons. There was 1 entries valued at over \$6,000 with a total tonnage of 3.33 tons.

The values in the tables below reflect the Average Price Per Ton of the remaining tonnage once these outliers were removed. Removing the outliers resulted in no pricing information collected on 16 varieties of white grapes and 12 varieties of red grapes.



RED CROP VALUES

* EXCEPT TONNAGE FROM WINERY OWNED AND LEASED VINEYARDS AND CROPS REPORTED WITH NO VALUE OR OUTSIDE STANDARD RANGE

VARIETAL		SHORT TONS	2023 AVERAGE PRICE PER SHORT TON	METRIC TONNES	2023 AVERAGE PRICE PER METRIC TONNE	3 YEAR AVERAGE PRICE SHORT TON	3 YEAR AVERAGE PRICE METRIC TONNE	2023 VARIANCE COMPARED TO THE AVERAGE
Merlot		1102.58	\$ 3,665.53	1002.34	\$ 4,032.08	\$ 3,360.98	\$ 3,704.84	8%
Cabernet Franc		1066.62	\$ 3,755.18	969.65	\$ 4,130.69	\$ 3,461.92	\$ 3,816.11	8%
Pinot Noir		787.28	\$ 3,890.79	715.71	\$ 4,279.87	\$ 3,580.28	\$ 3,946.57	8%
Cabernet Sauvignon		569.01	\$ 4,035.96	517.28	\$ 4,439.55	\$ 3,731.16	\$ 4,112.89	8%
Syrah		128.63	\$ 4,343.63	116.94	\$ 4,777.99	\$ 3,998.22	\$ 4,407.28	8%
Petit Verdot		115.95	\$ 3,942.75	105.41	\$ 4,337.02	\$ 3,854.58	\$ 4,248.94	2%
Gamay Noir		91.68	\$ 3,328.78	83.34	\$ 3,661.66	\$ 3,023.58	\$ 3,332.92	9%
Maréchal Foch		69.77	\$ 3,201.96	63.42	\$ 3,522.16	\$ 2,875.01	\$ 3,169.15	10%
Frontenac Noir		32.65	\$ 3,034.49	29.68	\$ 3,337.94	\$ 2,614.12	\$ 2,881.57	14%
Malbec		24.83	\$ 4,221.65	22.57	\$ 4,643.82	\$ 3,701.23	\$ 4,079.90	12%
Chancellor		17.44	\$ 1,920.00	15.85	\$ 2,112.00	\$ 1,706.67	\$ 1,881.28	11%
Zweigelt		15.60	\$ 3,425.39	14.18	\$ 3,767.93	\$ 3,063.54	\$ 3,376.97	11%












 poor representative sample (<5)

 moderate representative sample (5-20)

 good representative sample (>20)

RED CROP VALUES

* EXCEPT TONNAGE FROM WINERY OWNED AND LEASED VINEYARDS AND CROPS REPORTED WITH NO VALUE OR OUTSIDE STANDARD RANGE

VARIETAL	SHORT TONS	2023 AVERAGE PRICE PER SHORT TON	METRIC TONNES	2023 AVERAGE PRICE PER METRIC TONNE	3 YEAR AVERAGE PRICE SHORT TON	3 YEAR AVERAGE PRICE METRIC TONNE	2023 VARIANCE COMPARED TO THE AVERAGE
Baco Noir 	11.70	\$ 3,700.00	10.64	\$ 4,070.00	\$ 3,401.92	\$ 3,749.97	8%
Pinotage 	10.03	\$ 3,300.00	9.12	\$ 3,630.00	\$ 3,261.15	\$ 3,594.80	1%
Pinot Meunier 	5.36	\$ 3,221.50	4.88	\$ 3,543.65	\$ 3,134.27	\$ 3,454.94	3%
Blattner Cabernet Foch 	4.83	\$ 1,250.00	4.39	\$ 1,375.00	\$ 2,750.00	\$ 3,031.35	-120%
Dolcetto 	3.00	\$ 2,600.00	2.73	\$ 2,860.00	\$ 3,200.00	\$ 3,527.39	-23%
Marquette 	2.71	\$ 2,316.41	2.47	\$ 2,548.06	\$ 1,971.92	\$ 2,173.67	15%
Grenache 	1.94	\$ 5,863.10	1.77	\$ 6,449.41	\$ 5,094.71	\$ 5,615.95	13%
Barbera 	1.71	\$ 3,050.00	1.56	\$ 3,355.00	\$ 3,044.33	\$ 3,355.79	0%
Carmenere 	1.66	\$ 3,552.36	1.51	\$ 3,907.60	\$ 3,568.11	\$ 3,933.16	0%
Tempranillo 	1.61	\$ 5,310.75	1.46	\$ 5,841.83	\$ 3,938.78	\$ 4,341.76	26%
Rotberger 	1.53	\$ 2,630.98	1.39	\$ 2,894.08	\$ 2,437.51	\$ 2,686.90	7%







 poor representative sample (<5)

 moderate representative sample (5-20)

 good representative sample (>20)


RED CROP VALUES (CONTINUED)

* EXCEPT TONNAGE FROM WINERY OWNED AND LEASED VINEYARDS AND CROPS REPORTED WITH NO VALUE OR OUTSIDE STANDARD RANGE

VARIETAL		SHORT TONS	2023 AVERAGE PRICE PER SHORT TON	METRIC TONNES	2023 AVERAGE PRICE PER METRIC TONNE	3 YEAR AVERAGE PRICE SHORT TON	3 YEAR AVERAGE PRICE METRIC TONNE	2023 VARIANCE COMPARED TO THE AVERAGE
Lemberger		1.33	\$ 2,350.00	1.21	\$ 2,585.00	\$ 2,300.00	\$ 2,535.31	2%
Léon Millot		1.00	\$ 3,250.00	0.91	\$ 3,575.00	\$ 3,250.00	\$ 3,582.51	0%
Mourvedre		0.99	\$ 6,000.00	0.90	\$ 6,600.00	\$ 4,998.79	\$ 5,510.22	17%
Teroldego		0.99	\$ 5,000.00	0.90	\$ 5,500.00	\$ 4,083.33	\$ 4,501.10	18%
Concord		0.85	\$ 2,000.00	0.77	\$ 2,200.00	\$ 2,666.67	\$ 2,939.49	-33%
St. Laurent		0.70	\$ 2,588.75	0.64	\$ 2,847.63	\$ 2,588.75	\$ 2,853.61	0%
GRAND TOTAL		4,073.94		3,703.58				











 poor representative sample (<5)

 moderate representative sample (5-20)

 good representative sample (>20)


WHITE CROP VALUES (CONTINUED)

* EXCEPT TONNAGE FROM WINERY OWNED AND LEASED VINEYARDS AND CROPS REPORTED WITH NO VALUE OR OUTSIDE STANDARD RANGE

VARIETAL	SHORT TONS	2023 AVERAGE PRICE PER SHORT TON	METRIC TONNES	2023 AVERAGE PRICE PER METRIC TONNE	3 YEAR AVERAGE PRICE SHORT TON	3 YEAR AVERAGE PRICE METRIC TONNE	2023 VARIANCE COMPARED TO THE AVERAGE
Pinot Gris 	992.02	\$ 2,773.96	901.83	\$ 3,051.36	\$ 2,630.10	\$ 2,899.18	5%
Chardonnay 	489.42	\$ 3,055.93	444.93	\$ 3,361.52	\$ 2,826.60	\$ 3,115.79	8%
Riesling 	465.98	\$ 2,754.54	423.61	\$ 3,030.00	\$ 2,653.09	\$ 2,924.53	4%
Gewürztraminer 	295.21	\$ 2,846.02	268.38	\$ 3,130.62	\$ 2,655.16	\$ 2,926.81	7%
Sauvignon Blanc 	217.85	\$ 3,085.98	198.05	\$ 3,394.58	\$ 2,788.77	\$ 3,074.09	10%
Pinot Blanc 	161.31	\$ 2,946.86	146.65	\$ 3,241.55	\$ 2,738.53	\$ 3,018.70	7%
Sovereign Opal 	108.44	\$ 1,996.65	98.58	\$ 2,196.32	\$ 2,036.21	\$ 2,244.54	-2%
Ehrenfelser 	106.74	\$ 2,319.73	97.04	\$ 2,551.71	\$ 2,458.76	\$ 2,710.31	-6%
Viognier 	101.42	\$ 3,194.69	92.20	\$ 3,514.16	\$ 3,077.97	\$ 3,392.88	4%
Auxerrois 	98.41	\$ 2,468.16	89.47	\$ 2,714.97	\$ 2,326.25	\$ 2,564.24	6%












 poor representative sample (<5)

 moderate representative sample (5-20)

 good representative sample (>20)


WHITE CROP VALUES (CONTINUED)

* EXCEPT TONNAGE FROM WINERY OWNED AND LEASED VINEYARDS AND CROPS REPORTED WITH NO VALUE OR OUTSIDE STANDARD RANGE

VARIETAL	SHORT TONS	2023 AVERAGE PRICE PER SHORT TON	METRIC TONNES	2023 AVERAGE PRICE PER METRIC TONNE	3 YEAR AVERAGE PRICE SHORT TON	3 YEAR AVERAGE PRICE METRIC TONNE	2023 VARIANCE COMPARED TO THE AVERAGE
Muscat 	14.45	\$ 3,119.20	13.14	\$ 3,431.12	\$ 2,871.57	\$ 3,165.36	8%
Schönburger 	12.57	\$ 2,340.77	11.43	\$ 2,574.85	\$ 2,266.96	\$ 2,498.89	3%
Frontenac Blanc/Gris 	11.83	\$ 3,017.70	10.75	\$ 3,319.47	\$ 2,580.72	\$ 2,844.75	14%
Chenin Blanc 	10.98	\$ 2,957.56	9.98	\$ 3,253.32	\$ 2,852.52	\$ 3,144.36	4%
Bacchus 	10.44	\$ 2,793.80	9.50	\$ 3,073.18	\$ 2,672.11	\$ 2,945.49	4%
Petit Milo 	9.42	\$ 1,782.00	8.56	\$ 1,960.20	\$ 1,782.00	\$ 1,964.32	0%
Sémillon 	8.14	\$ 3,087.70	7.40	\$ 3,396.47	\$ 2,951.69	\$ 3,253.67	4%
Madeleine Angevine 	8.08	\$ 3,000.00	7.35	\$ 3,300.00	\$ 3,000.00	\$ 3,306.93	0%
Vidal 	7.37	\$ 3,166.17	6.70	\$ 3,482.79	\$ 2,421.40	\$ 2,669.14	24%
La Crescent 	7.26	\$ 2,900.00	6.60	\$ 3,190.00	\$ 2,900.00	\$ 3,196.70	0%
Kerner 	7.23	\$ 2,813.98	6.57	\$ 3,095.38	\$ 2,719.19	\$ 2,997.39	3%









 poor representative sample (<5)

 moderate representative sample (5-20)

 good representative sample (>20)


WHITE CROP VALUES (CONTINUED)

* EXCEPT TONNAGE FROM WINERY OWNED AND LEASED VINEYARDS AND CROPS REPORTED WITH NO VALUE OR OUTSIDE STANDARD RANGE

VARIETAL		SHORT TONS	2023 AVERAGE PRICE PER SHORT TON	METRIC TONNES	2023 AVERAGE PRICE PER METRIC TONNE	3 YEAR AVERAGE PRICE SHORT TON	3 YEAR AVERAGE PRICE METRIC TONNE	2023 VARIANCE COMPARED TO THE AVERAGE
Roussanne		5.21	\$ 3,218.96	4.74	\$ 3,540.86	\$ 3,099.15	\$ 3,416.22	4%
Ortega		4.84	\$ 2,375.00	4.40	\$ 2,612.50	\$ 2,247.22	\$ 2,477.14	5%
Siegenerbe		3.92	\$ 2,364.57	3.57	\$ 2,601.02	\$ 2,213.21	\$ 2,439.64	6%
Marsanne		2.66	\$ 3,107.20	2.42	\$ 3,417.92	\$ 3,368.99	\$ 3,713.67	-8%
Müller Thurgau		2.30	\$ 2,329.12	2.09	\$ 2,562.03	\$ 2,165.13	\$ 2,386.65	7%
Orange Muskat		1.48	\$ 3,058.70	1.35	\$ 3,364.57	\$ 3,104.28	\$ 3,421.87	-1%
Grüner Veltliner		1.10	\$ 3,300.00	1.00	\$ 3,630.00	\$ 3,105.19	\$ 3,422.89	6%
Albarino		0.24	\$ 3,000.00	0.22	\$ 3,300.00	\$ 3,000.00	\$ 3,306.93	0%
GRAND TOTAL		3,166.310		2,878.464				

 poor representative sample (<5)

 moderate representative sample (5-20)

 good representative sample (>20)

An aerial photograph of a large, well-maintained vineyard. The rows of grapevines are neatly spaced and extend across the foreground and middle ground. In the background, a prominent, rocky mountain rises against a clear blue sky. The lighting suggests a bright, sunny day, casting soft shadows on the vines.

TONNAGE ANALYSIS

NOTES ON TONNAGE COLLECTION METHOD

Crop information was collected through a proprietary online member portal where winery members entered tonnage report details including grower, vineyard location, varieties per vineyard location, and price per varietal. In instances where members submitted a paper or excel based report to the council, the BCWGC entered the crop information on behalf of the winery member. Reports were collected until May 15, 2023; reports received after that date were not included.

The data presented in the tables below includes a summary of all data that was collected regardless of the prices reported for each crop.



PERCENTAGE OF VINIFERA, HYBRID, LABRUSCA PRODUCTION

COLOUR	TYPE	TOTAL SHORT TONS	% OF TOTAL
Red	Hybrid	489.80	5.25%
	Vinifera	8,842.60	94.60%
	Labrusca	13.90	0.15%
Subtotal:		9,341.64	
White	Hybrid	362.80	4.04%
	Vinifera	8,619.60	95.96%
Subtotal:		8,979.59	
Grand Total:		18,321.23	

TOTAL TONNAGE BY VARIETY – TOP 25

* INCLUDES TONNAGE FROM WINERY OWNED AND LEASED VINEYARDS AND CROPS REPORTED WITH NO VALUE OR OUTSIDE STANDARD RANGE

COLOUR	VARIETY	SHORT TONS	METRIC TONNES	% OF TOTAL
Red	Merlot	2382.06	2165.51	13.00%
White	Pinot Gris	2284.49	2076.81	12.47%
Red	Pinot Noir	2117.21	1924.72	11.56%
Red	Cabernet Franc	1885.16	1713.78	10.29%
White	Chardonnay	1586.71	1442.46	8.66%
Red	Cabernet Sauvignon	1492.09	1356.44	8.14%
White	Riesling	1367.61	1243.28	7.47%
White	Sauvignon Blanc	921.13	837.40	5.03%
White	Gewürztraminer	911.81	828.91	4.98%
White	Pinot Blanc	398.86	362.61	2.18%
Red	Maréchal Foch	303.22	275.65	1.66%
Red	Gamay Noir	272.21	247.46	1.49%
White	Viognier	264.90	240.82	1.45%

COLOUR	VARIETY	SHORT TONS	METRIC TONNES	% OF TOTAL
Red	Syrah	252.35	229.41	1.38%
Red	Petit Verdot	167.56	152.33	0.92%
White	Ehrenfelser	144.24	131.13	0.79%
White	Bacchus	121.36	110.33	0.67%
White	Auxerrois	108.56	98.70	0.59%
White	Sovereign Opal	108.44	98.58	0.59%
White	Chenin Blanc	102.25	92.95	0.56%
White	Vidal	82.85	75.32	0.45%
White	Frontenac Blanc/Gris	74.68	67.89	0.41%
White	La Crescent	64.14	58.31	0.35%
Red	Zweigelt	62.83	57.12	0.34%
Red	Malbec	61.32	55.75	0.34%
TOP 25				

TOTAL TONNAGE BY VARIETY (CONTINUED)

* INCLUDES TONNAGE FROM WINERY OWNED AND LEASED VINEYARDS AND CROPS REPORTED WITH NO VALUE OR OUTSIDE STANDARD RANGE

COLOUR	VARIETY	SHORT TONS	METRIC TONNES
White	Chasselas	61.27	55.70
Red	Frontenac Noir	60.98	55.44
White	Muscat	60.98	55.44
Red	Marquette	58.37	53.06
White	Madeleine Angevine	44.74	40.67
White	Siegenerbe	42.90	39.00
Red	Pinot Meunier	36.76	33.42
Red	Baco Noir	35.30	32.09
White	Sémillon	34.61	31.46
White	Schönburger	32.50	29.54
White	Madeleine Sylvaner	23.40	21.27
Red	Zinfandel	22.27	20.25
Red	Carmenere	19.26	17.51

COLOUR	VARIETY	SHORT TONS	METRIC TONNES
White	Roussanne	18.77	17.07
Red	Pinotage	18.21	16.55
Red	Chancellor	17.44	15.85
White	Ortega	16.29	14.81
White	Reichensteiner	14.93	13.57
White	L'Acadie Blanc	14.85	13.50
White	Kerner	13.49	12.26
Red	Lemberger	13.00	11.82
White	Grüner Veltliner	12.92	11.75
White	Petit Milo	11.36	10.32
Red	Blattner Cabernet Foch	8.53	7.75
Red	Tempranillo	8.07	7.34
White	Albarino	7.81	7.10

TOTAL TONNAGE BY VARIETY (CONTINUED)

* INCLUDES TONNAGE FROM WINERY OWNED AND LEASED VINEYARDS AND CROPS REPORTED WITH NO VALUE OR OUTSIDE STANDARD RANGE

COLOUR	VARIETY	SHORT TONS	METRIC TONNES
White	Marsanne	7.66	6.96
Red	Grenache	6.87	6.24
Red	Montepulciano	4.60	4.18
Red	Dolcetto	4.40	4.00
Red	Dornfelder	3.61	3.28
Red	Mourvedre	3.61	3.28
Red	Touriga Nacional	3.24	2.95
Red	Sangiovese	3.17	2.88
White	Seyval Blanc	3.11	2.83
Red	Castel	2.67	2.43
White	Müller Thurgau	2.32	2.11
Red	Regent	2.12	1.93
Red	Petit Sirah	1.86	1.70

COLOUR	VARIETY	SHORT TONS	METRIC TONNES
Red	Barbera	1.80	1.64
White	Verdelet	1.80	1.64
White	Orange Muskat	1.76	1.60
Red	Teroldego	1.76	1.60
White	Verdejo Verdelho	1.72	1.56
Red	Rotberger	1.53	1.39
Red	Tannat	1.51	1.38
White	Trebbiano	1.51	1.37
White	Epicure	1.36	1.24
White	Petite Arvine	1.29	1.18
White	Siegfriedrebe	1.27	1.16
White	Arneis	1.04	0.95
Red	Alicante	1.03	0.94

TOTAL TONNAGE BY VARIETY (CONTINUED)

COLOUR	VARIETY	SHORT TONS	METRIC TONNES
Red	Léon Millot	1.00	0.91
Red	Concord	0.85	0.77
White	Traminer	0.85	0.77
Red	St. Laurent	0.70	0.64
Red	Dunkelfelder	0.61	0.55
Red	Garamet	0.54	0.50
White	Perle of C'saba	0.54	0.49
White	Oraniensteiner	0.50	0.42
White	Rkatsiteli	0.05	0.04
TOTAL:		18,321.23	16,655.66

* INCLUDES TONNAGE FROM WINERY OWNED AND LEASED VINEYARDS AND CROPS REPORTED WITH NO VALUE OR OUTSIDE STANDARD RANGE

TOP 25 TOTAL		
SHORT TONS	METRIC TONNES	% OF TOTAL
17,538.01	15,943.65	95.73%
REMAINING VARIETAL TOTAL		
SHORT TONS	METRIC TONNES	% OF TOTAL
783.22	712.02	4.28%

RED: TOTAL TONNAGE BY VARIETY – TOP 25

* INCLUDES TONNAGE FROM WINERY OWNED AND LEASED VINEYARDS AND CROPS REPORTED WITH NO VALUE OR OUTSIDE STANDARD RANGE

VARIETY	SHORT TONS	METRIC TONNES	% OF TOTAL RED
Merlot	2382.06	2165.51	25.50%
Pinot Noir	2117.21	1924.74	22.66%
Cabernet Franc	1885.16	1713.78	20.18%
Cab. Sauvignon	1492.08	1356.44	15.97%
Maréchal Foch	303.22	275.65	3.25%
Gamay Noir	272.21	247.46	2.91%
Syrah	252.35	229.41	2.70%
Petit Verdot	167.56	152.33	1.79%
Zweigelt	62.83	57.12	0.67%
Malbec	61.32	55.75	0.66%
Frontenac Noir	60.98	55.44	0.65%
Marquette	58.37	53.06	0.63%
Pinot Meunier	36.76	33.42	0.40%

VARIETY	SHORT TONS	METRIC TONNES	% OF TOTAL RED
Baco Noir	35.30	32.09	0.38%
Zinfandel	22.27	20.25	0.24%
Carmenere	19.26	17.51	0.21%
Pinotage	18.21	16.55	0.20%
Chancellor	17.44	15.85	0.19%
Lemberger	13.00	11.82	0.14%
Blattner Cabernet Foch	8.53	7.75	0.09%
Tempranillo	8.07	7.34	0.09%
Grenache	6.87	6.24	0.07%
Montepulciano	4.60	4.18	0.05%
Dolcetto	4.40	4.00	0.05%
Dornfelder	3.61	3.28	0.04%
TOP 25			

RED: TOTAL TONNAGE BY VARIETY (CONTINUED)

* INCLUDES TONNAGE FROM WINERY OWNED AND LEASED VINEYARDS AND CROPS REPORTED WITH NO VALUE OR OUTSIDE STANDARD RANGE

VARIETY	SHORT TONS	METRIC TONNES
Mourvedre	3.61	3.28
Touriga Nacional	3.24	2.95
Sangiovese	3.17	2.88
Castel	2.67	2.43
Regent	2.12	1.93
Petit Sirah	1.86	1.69
Barbera	1.80	1.64
Teroldego	1.76	1.60
Rotberger	1.53	1.39
Tannat	1.51	1.38
Alicante	1.03	0.94
Léon Millot	1.00	0.91
Concord	0.85	0.77

VARIETY	SHORT TONS	METRIC TONNES
St. Laurent	0.70	0.64
Dunkelfelder	0.61	0.55
Garamet	0.54	0.49
TOTAL:	9,341.64	8,492.40

TOP 25 TOTAL		
SHORT TONS	METRIC TONNES	% OF TOTAL RED
9,313.65	8,466.95	99.70%
REMAINING VARIETAL TOTAL		
SHORT TONS	METRIC TONNES	% OF TOTAL RED
28.00	25.45	0.30%

WHITE: TOTAL TONNAGE BY VARIETY – TOP 25

* INCLUDES TONNAGE FROM WINERY OWNED AND LEASED VINEYARDS AND CROPS REPORTED WITH NO VALUE OR OUTSIDE STANDARD RANGE

VARIETY	SHORT TONS	METRIC TONNES	% OF TOTAL WHITE
Pinot Gris	2284.49	2076.81	25.44%
Chardonnay	1586.71	1442.46	17.67%
Riesling	1367.61	1243.28	15.23%
Sauvignon Blanc	921.13	837.40	10.26%
Gewürztraminer	911.80	828.91	10.15%
Pinot Blanc	398.86	362.60	4.44%
Viognier	264.90	240.82	2.95%
Ehrenfelser	144.24	131.13	1.61%
Bacchus	121.36	110.33	1.35%
Auxerrois	108.56	98.70	1.21%
Sovereign Opal	108.44	98.58	1.21%
Chenin Blanc	102.25	92.95	1.14%
Vidal	82.85	75.32	0.92%

VARIETY	SHORT TONS	METRIC TONNES	% OF TOTAL WHITE
Frontenac Blanc/Gris	74.68	67.89	0.83%
La Crescent	64.14	58.31	0.71%
Chasselas	61.27	55.70	0.68%
Muscat	60.98	55.44	0.68%
Madeleine Angevine	44.74	40.67	0.50%
Siegerrebe	42.90	39.00	0.48%
Sémillon	34.61	31.46	0.39%
Schönburger	32.50	29.54	0.36%
Madeleine Sylvaner	23.40	21.27	0.26%
Roussanne	18.77	17.07	0.21%
Ortega	16.29	14.81	0.18%
Reichensteiner	14.93	13.57	0.17%
TOP 25			

WHITE: TOTAL TONNAGE BY VARIETY (CONTINUED)

* INCLUDES TONNAGE FROM WINERY OWNED AND LEASED VINEYARDS AND CROPS REPORTED WITH NO VALUE OR OUTSIDE STANDARD RANGE

VARIETY	SHORT TONS	METRIC TONNES
L'Acadie Blanc	14.85	13.50
Kerner	13.49	12.26
Grüner Veltliner	12.92	11.75
Petit Milo	11.36	10.32
Albarino	7.81	7.10
Marsanne	7.66	6.96
Seyval Blanc	3.11	2.83
Müller Thurgau	2.32	2.11
Verdelet	1.80	1.64
Orange Muskat	1.76	1.60
Verdejo Verdelho	1.72	1.56
Trebbiano	1.51	1.37
Epicure	1.36	1.24
Petite Arvine	1.29	1.18

VARIETY	SHORT TONS	METRIC TONNES
Siegfriedrebe	1.27	1.16
Arneis	1.04	0.95
Traminer	0.85	0.77
Perle of C'saba	0.54	0.49
Oraniensteiner	0.46	0.42
Rkatsiteli	0.05	0.04
TOTAL:	8,979.59	8,163.26

TOP 25 TOTAL		
SHORT TONS	METRIC TONNES	% OF TOTAL WHITE
8,892.42	8,084.01	99.03%
REMAINING VARIETAL TOTAL		
SHORT TONS	METRIC TONNES	% OF TOTAL WHITE
86.66	78.78	0.97%

REGIONAL ANALYSIS



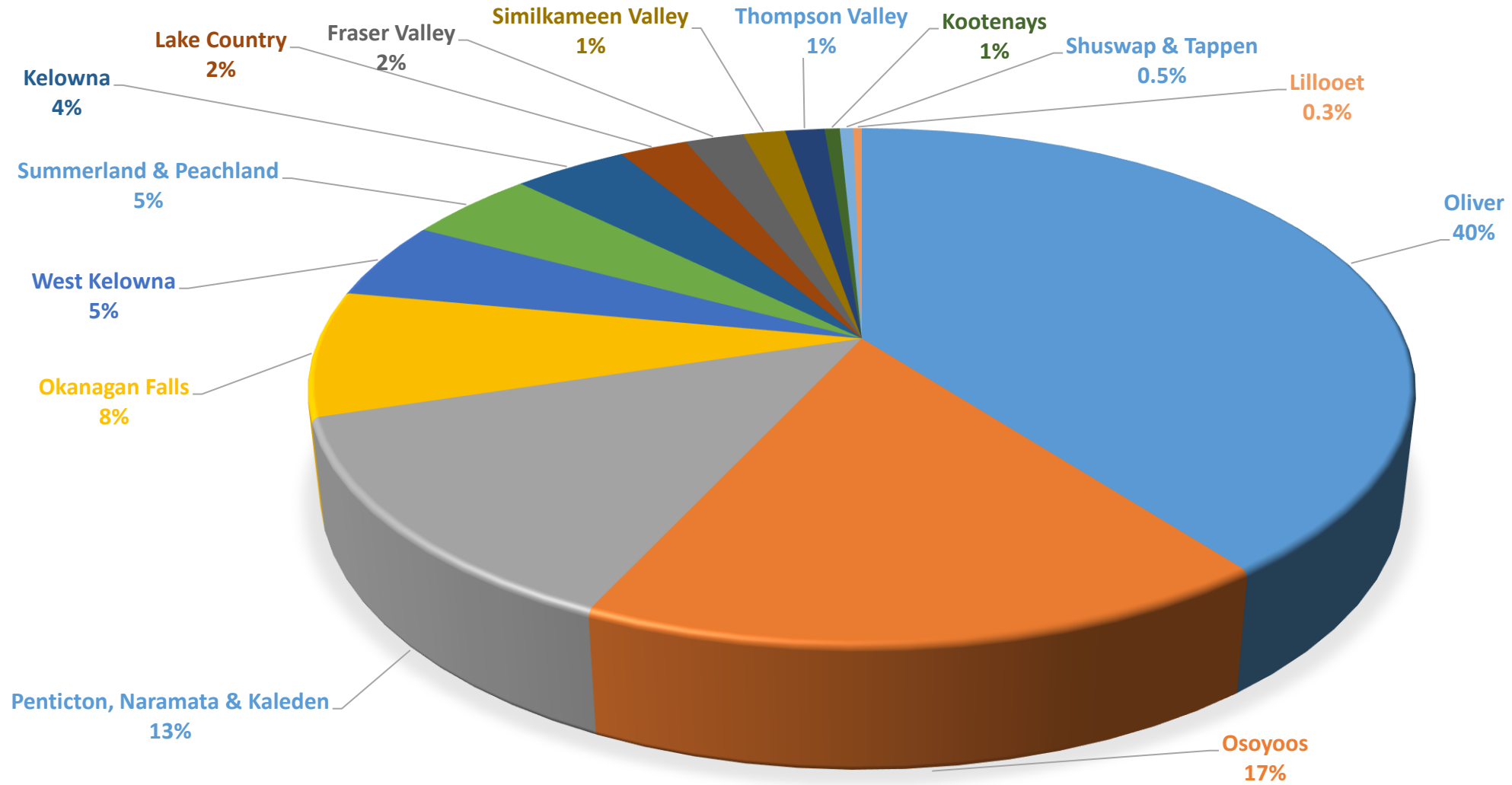
TOTAL TONNAGE FROM ALL REGIONS

PRIMARY REGIONS	SHORT TONS	METRIC TONNES	PERCENTAGE
Oliver	7257.06	6597.33	40%
Osoyoos	3151.86	2865.32	17%
Penticton, Naramata & Kaleden	2427.29	2206.62	13%
Okanagan Falls	1440.19	1309.26	8%
West Kelowna	889.03	808.21	5%
Summerland & Peachland	828.75	753.41	5%
Kelowna	733.19	666.54	4%
Lake Country & Vernon	434.60	395.09	2%

PRIMARY REGIONS	SHORT TONS	METRIC TONNES	PERCENTAGE
Fraser Valley	377.82	343.48	2%
Similkameen, Cawston, & Keremeos	269.46	244.97	1%
Thompson Valley	251.71	228.83	1%
Kootenays	97.40	88.56	1%
Shuswap & Tappen	84.92	77.20	0.5%
Lillooet	56.12	51.02	0.3%
Vancouver Island	21.81	19.83	0.1%
GRAND TOTAL:	18,321.23	16,655.66	100%

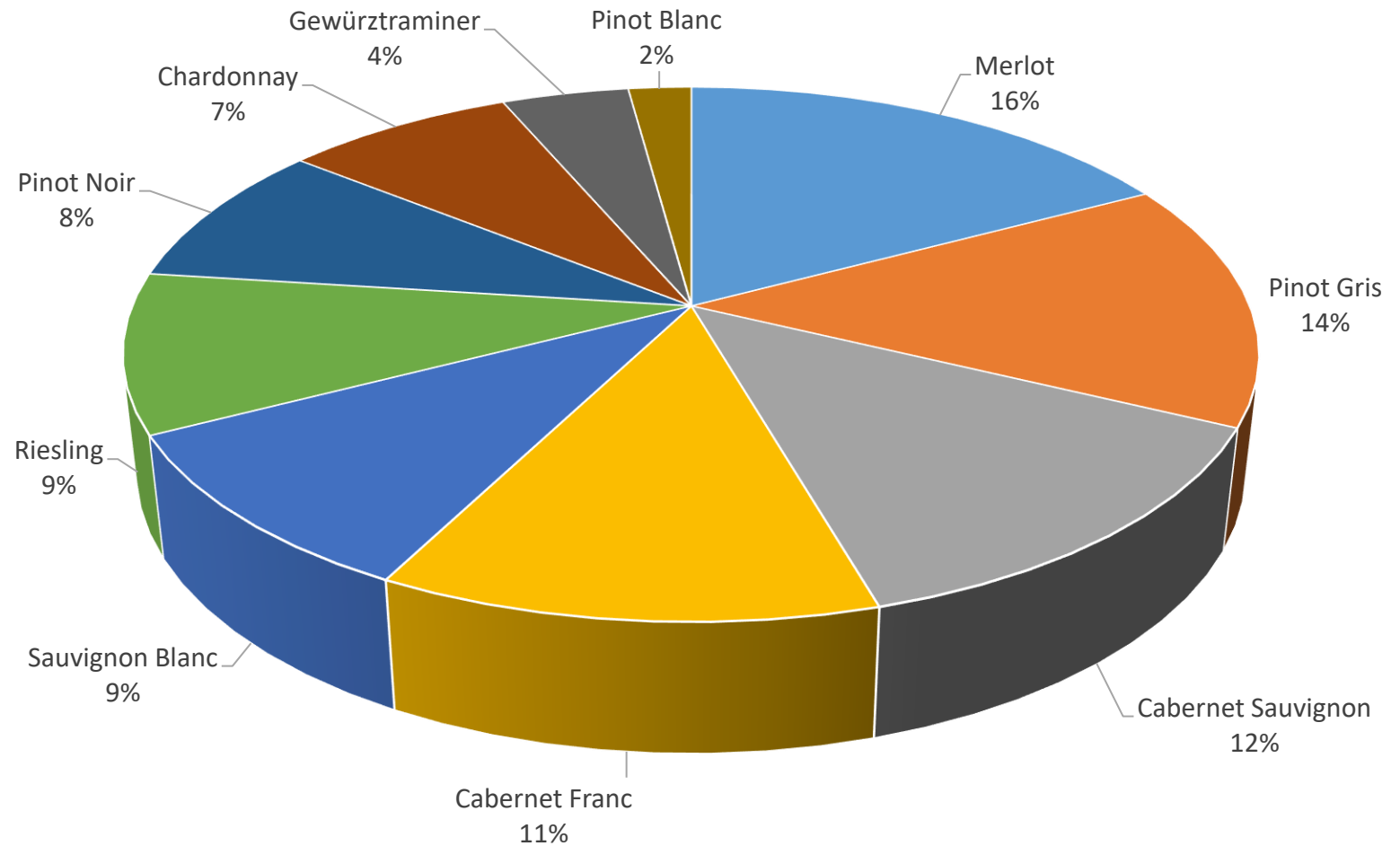
* VINEYARDS LOCATED OUTSIDE OF THE MAINLAND OF BC ARE EXEMPT FROM REPORTING SO THIS DOES NOT REPRESENT TOTAL TONNAGE FROM ISLAND VINEYARDS

TOTAL TONNAGE FROM ALL REGIONS



OLIVER TOP 10 VARIETIES

VARIETY	SHORT TONS
Merlot	1,148.96
Pinot Gris	998.48
Cabernet Sauvignon	891.27
Cabernet Franc	804.89
Sauvignon Blanc	654.79
Riesling	643.33
Pinot Noir	583.46
Chardonnay	520.94
Gewürztraminer	286.64
Pinot Blanc	142.26
TOP 10 TOTAL	6,675.01

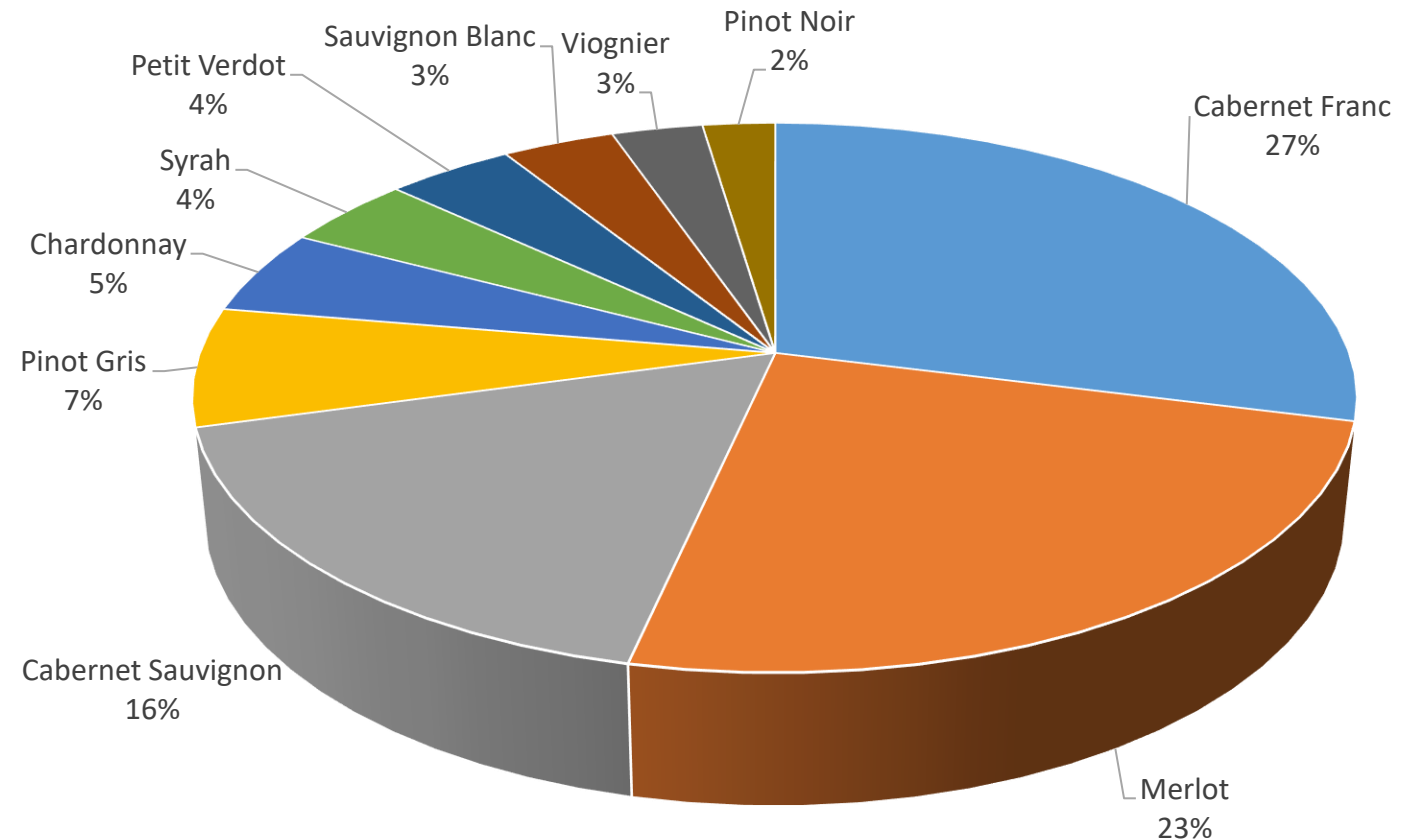


OLIVER REMAINING VARIETIES

VARIETY	SHORT TONS	VARIETY	SHORT TONS	VARIETY	SHORT TONS	ALL VARIETIES
Ehrenfelser	99.55	Muscat	6.72	Grenache	0.65	GRAND TOTAL SHORT TONS
Gamay Noir	78.85	Malbec	4.83	Tempranillo	0.41	
Syrah	63.90	Kerner	3.55	Barbera	0.09	
Viognier	61.96	Touriga Nacional	3.24	Rkatsiteli	0.05	
Vidal	49.76	Zweigelt	2.98	REMAINING VARIETIES:	582.05	
Chenin Blanc	35.03	Pinotage	2.85			
Petit Verdot	34.22	Marsanne	2.36			
Maréchal Foch	29.51	Grüner Veltliner	1.65			
Zinfandel	21.36	Schönburger	1.62			
Auxerrois	20.04	Mourvedre	1.61			
Chancellor	17.44	Trebbiano	1.51			
Roussanne	12.26	Pinot Meunier	1.46			
Carmenere	11.96	Siegfriedrebe	1.27			
Sémillon	8.33	Alicante	1.03			

OSOYOOS TOP 10 VARIETIES

VARIETY	SHORT TONS
Cabernet Franc	859.44
Merlot	727.47
Cabernet Sauvignon	511.94
Pinot Gris	207.80
Chardonnay	148.45
Syrah	125.21
Petit Verdot	122.80
Sauvignon Blanc	108.18
Viognier	87.67
Pinot Noir	69.80
TOP 10 TOTAL	2,968.76



OSOYOOS REMAINING VARIETIES

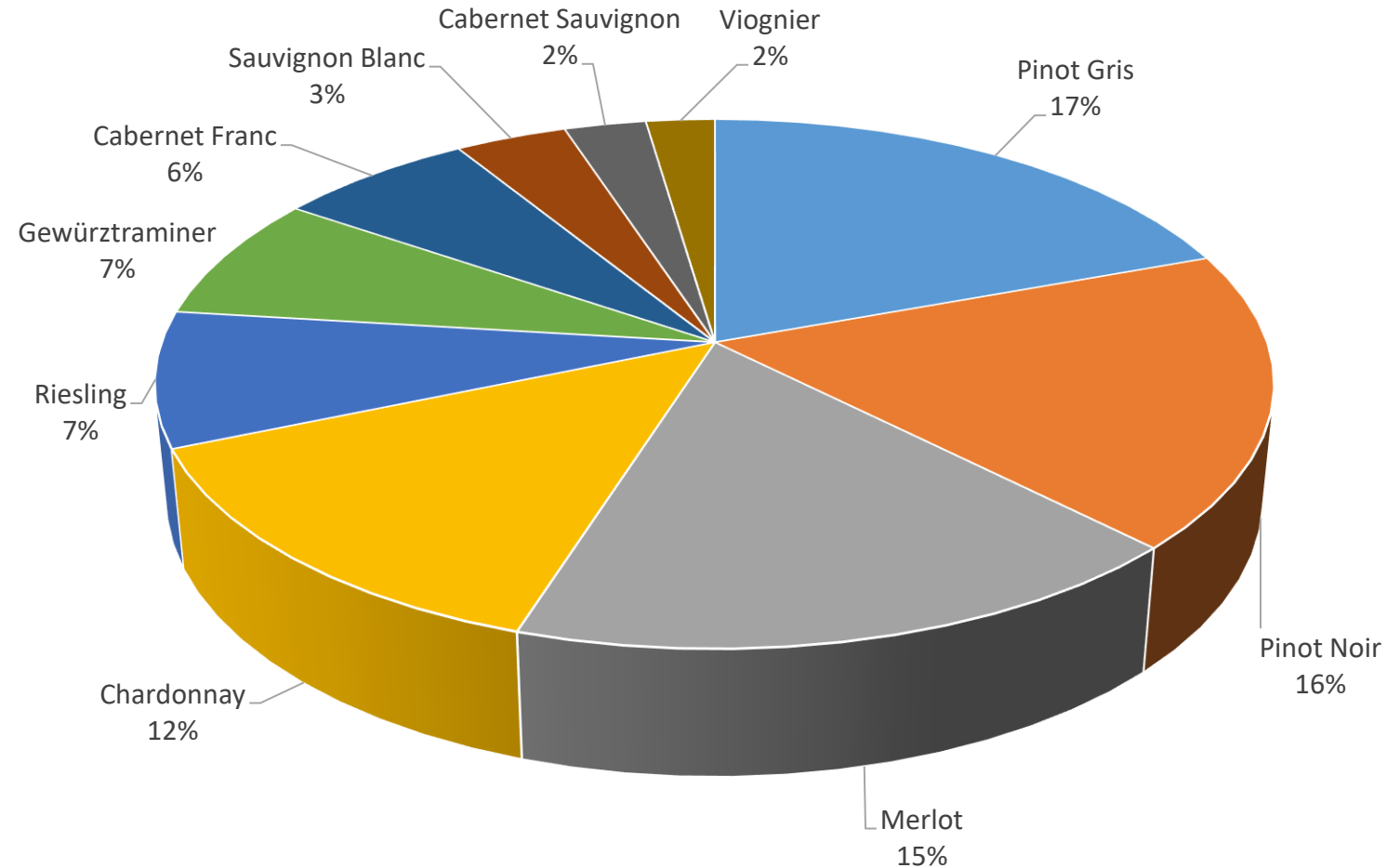
VARIETY	SHORT TONS
Maréchal Foch	52.38
Malbec	37.86
Riesling	30.96
Gamay Noir	12.05
Chenin Blanc	10.56
Carmenere	6.78
Gewürztraminer	5.90
Grenache	5.16
Muscat	4.71
Marsanne	3.90
Sangiovese	2.82
Roussanne	1.96
Sémillon	1.86
Tannat	1.51

VARIETY	SHORT TONS
Orange Muskat	1.33
Tempranillo	1.31
Arneis	1.04
Mourvedre	0.99
REMAINING VARIETIES:	183.09

ALL VARIETIES
GRAND TOTAL SHORT TONS
3,151.86

PENTICTON, NARAMATA, KALEDEN TOP 10 VARIETIES

VARIETY	SHORT TONS
Pinot Gris	405.41
Pinot Noir	378.04
Merlot	362.80
Chardonnay	286.53
Riesling	172.67
Gewürztraminer	158.97
Cabernet Franc	138.91
Sauvignon Blanc	78.28
Cabernet Sauvignon	57.34
Viognier	48.23
TOP 10 TOTAL	2,087.17

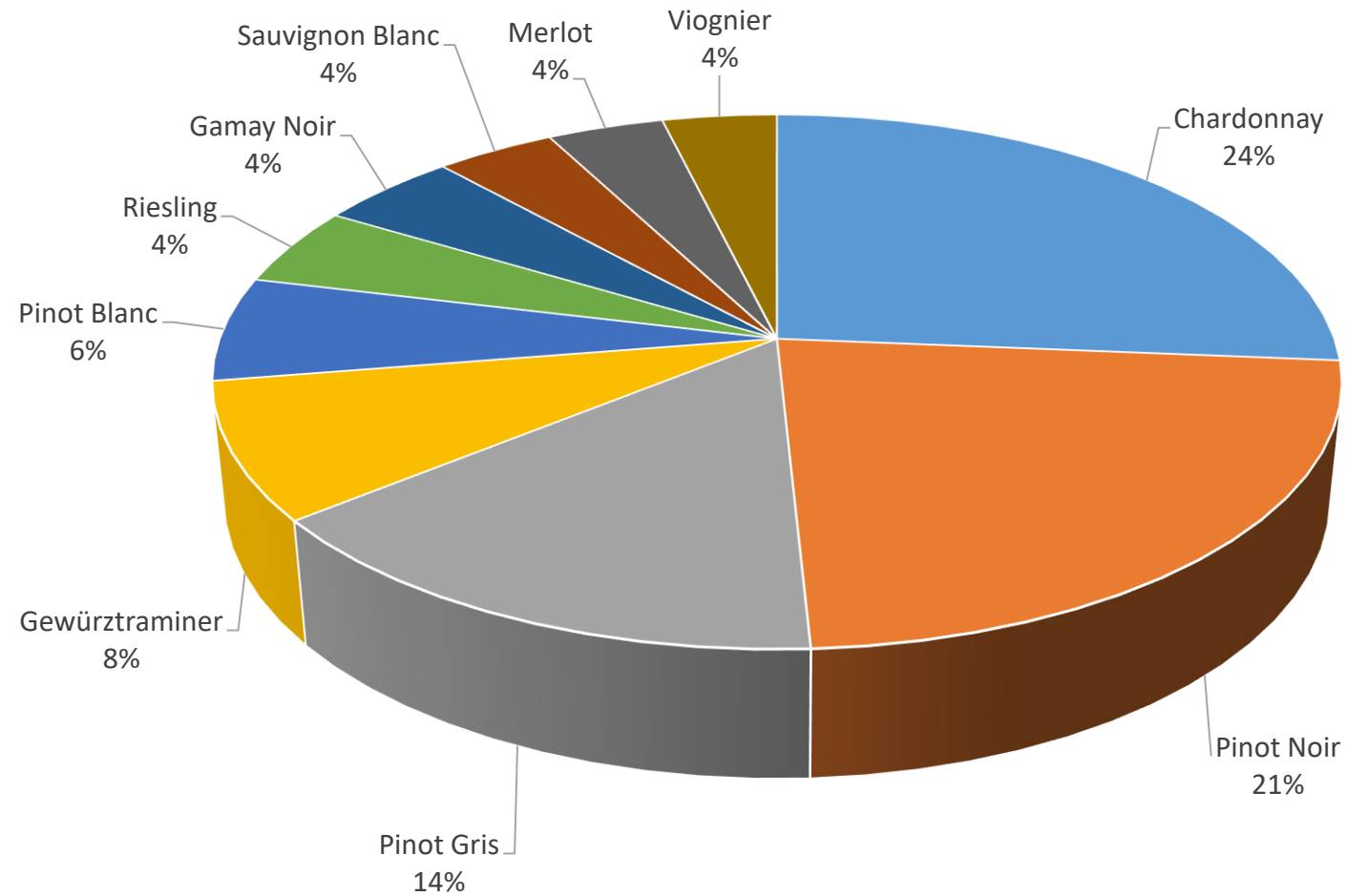


PENTICTON, NARAMATA, KALEDEN REMAINING VARIETIES

VARIETY	SHORT TONS	VARIETY	SHORT TONS	VARIETY	SHORT TONS	ALL VARIETIES
Syrah	47.08	Vidal	7.37	Marsanne	0.53	GRAND TOTAL SHORT TONS
Pinot Blanc	41.22	Tempranillo	6.00	Perle of C'saba	0.45	
Gamay Noir	32.01	Albarino	5.75	Pinotage	0.33	2,427.29
Auxerrois	31.75	Montepulciano	4.60	Orange Muskat	0.29	
Schönburger	25.28	Roussanne	3.69	REMAINING VARIETIES	340.11	
Muscat	23.90	Chenin Blanc	3.15			
Zweigelt	22.06	Verdelet	1.80			
Malbec	14.55	Verdejo Verdelho	1.72			
Pinot Meunier	12.15	Barbera	1.71			
Maréchal Foch	11.81	Grenache	1.05			
Ehrenfelser	9.76	Mourvedre	1.01			
Petit Verdot	9.74	Teroldego	0.99			
Bacchus	8.86	Petit Sirah	0.95			
Sémillon	7.64	Zinfandel	0.91			

OKANAGAN FALLS TOP 10 VARIETIES

VARIETY	SHORT TONS
Chardonnay	349.85
Pinot Noir	304.28
Pinot Gris	199.37
Gewürztraminer	110.46
Pinot Blanc	83.90
Riesling	63.69
Gamay Noir	62.54
Sauvignon Blanc	53.22
Merlot	51.77
Viognier	50.88
TOP 10 TOTAL	1,329.95



OKANAGAN FALLS REMAINING VARIETIES

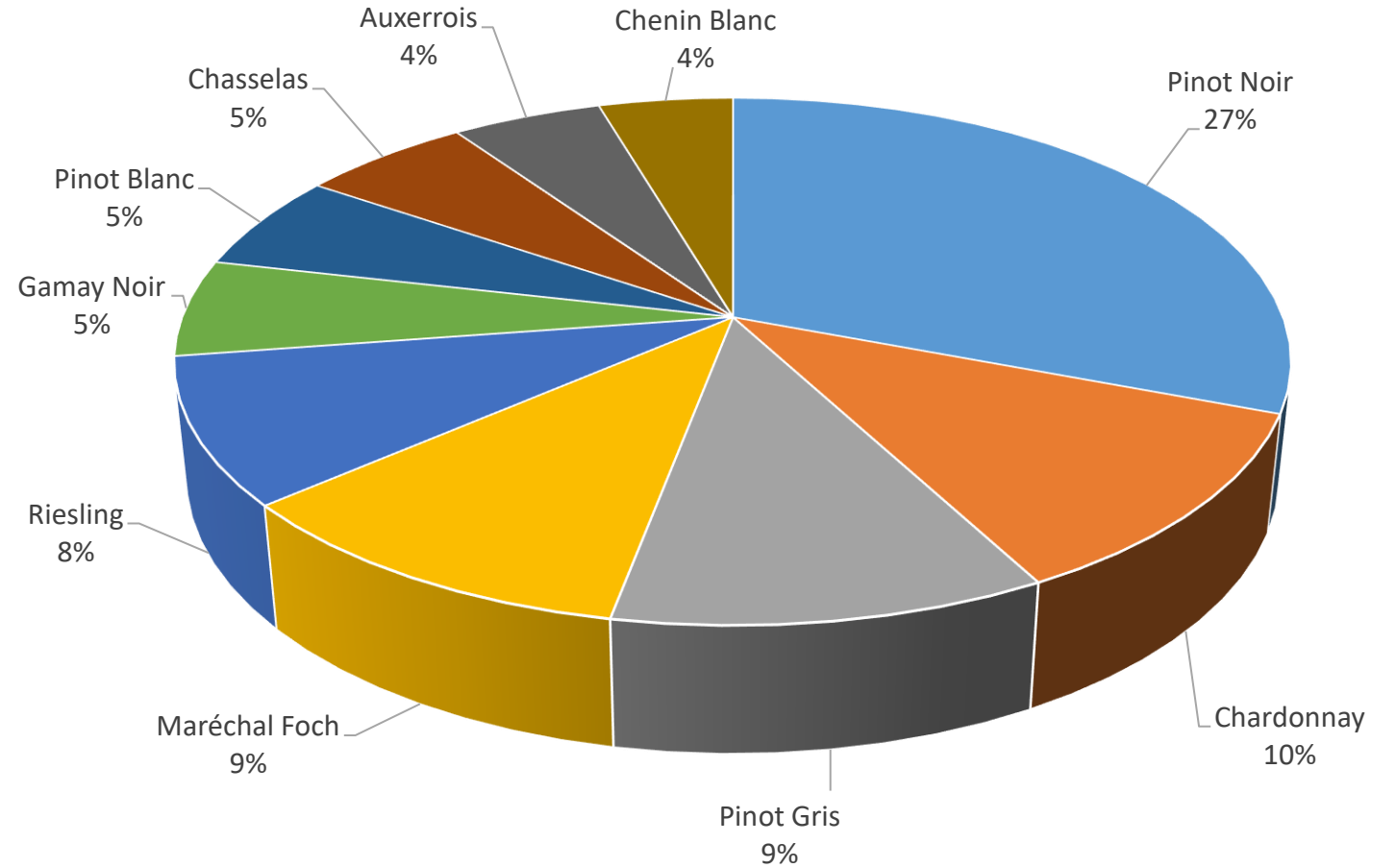
VARIETY	SHORT TONS
Cabernet Franc	40.90
Cabernet Sauvignon	14.34
Muscat	13.53
Sémillon	13.30
Syrah	11.40
Lemberger	4.38
Malbec	2.25
Albarino	2.06
Maréchal Foch	2.00
Dolcetto	1.40
Vidal	0.80

VARIETY	SHORT TONS
Teroldego	0.77
Marquette	0.71
Petit Verdot	0.55
Carmenere	0.52
Tempranillo	0.35
Sangiovese	0.35
Ehrenfelser	0.32
Orange Muskat	0.14
Auxerrois	0.09
Pinot Meunier	0.07
REMAINING VARIETIES:	110.23

ALL VARIETIES
GRAND TOTAL SHORT TONS
1,440.19

WEST KELOWNA TOP 10 VARIETIES

VARIETY	SHORT TONS
Pinot Noir	237.77
Chardonnay	88.01
Pinot Gris	83.44
Maréchal Foch	82.31
Riesling	69.52
Gamay Noir	45.92
Pinot Blanc	45.80
Chasselas	44.93
Auxerrois	39.44
Chenin Blanc	35.29
TOP 10 TOTAL	772.42



WEST KELOWNA REMAINING VARIETIES

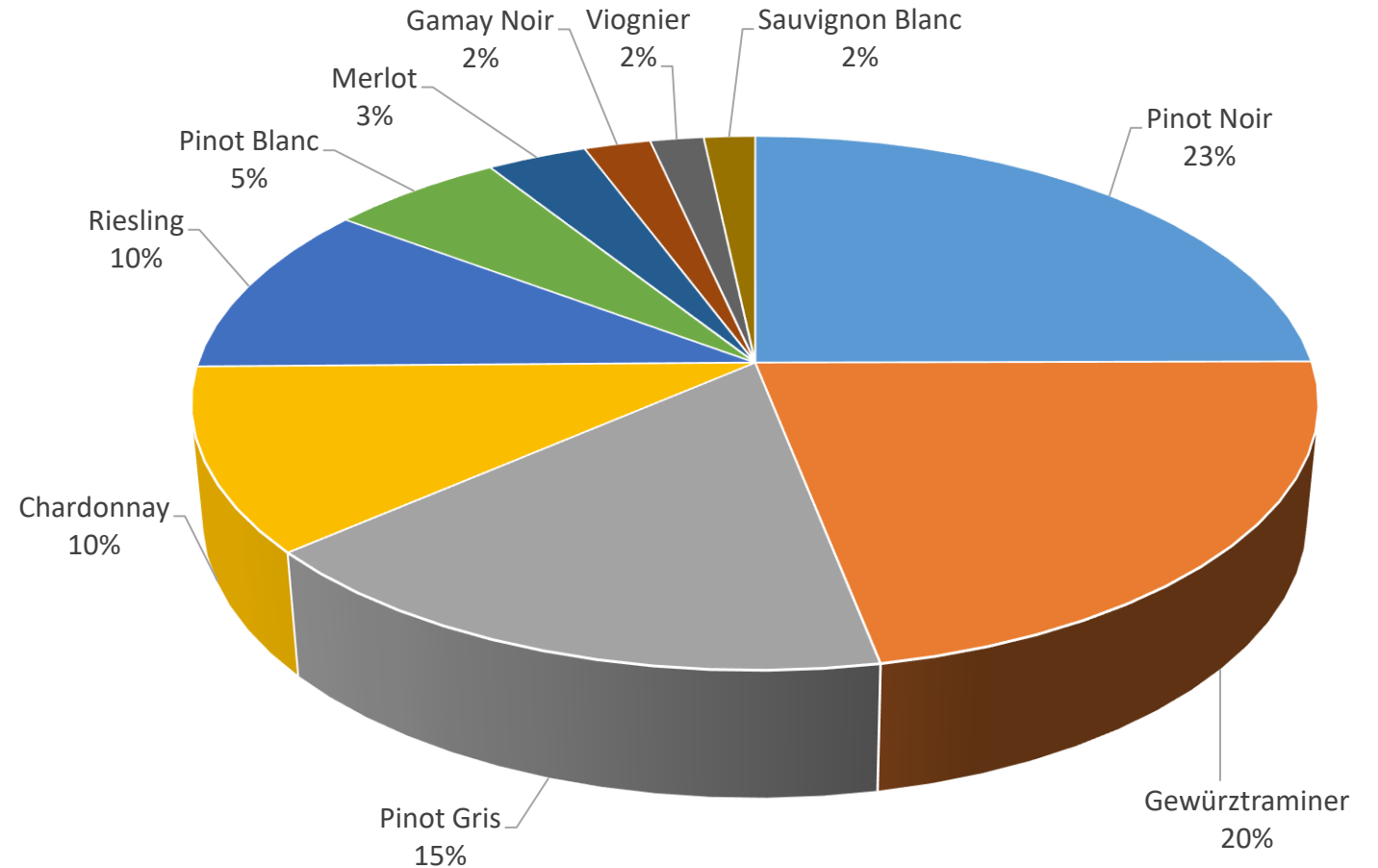
VARIETY	SHORT TONS
Zweigelt	22.13
Gewürztraminer	21.19
Merlot	17.22
Ehrenfelser	16.68
Cabernet Franc	14.15
Cabernet Sauvignon	8.58
Marquette	3.67
Sauvignon Blanc	3.24
Muscat	1.88
Regent	1.42

VARIETY	SHORT TONS
Müller Thurgau	1.32
Petit Sirah	0.91
Syrah	0.90
Marsanne	0.87
Pinot Meunier	0.85
Kerner	0.62
Siegerrebe	0.58
Schönburger	0.23
Lemberger	0.19
REMAINING VARIETIES:	116.61

ALL VARIETIES
GRAND TOTAL SHORT TONS
889.03

SUMMERLAND & PEACHLAND TOP 10 VARIETIES

VARIETY	SHORT TONS
Pinot Noir	191.29
Gewürztraminer	168.90
Pinot Gris	127.97
Chardonnay	85.61
Riesling	79.97
Pinot Blanc	44.52
Merlot	25.54
Gamay Noir	16.93
Viognier	13.63
Sauvignon Blanc	13.05
TOP 10 TOTAL	767.40



SUMMERLAND & PEACHLAND REMAINING VARIETIES

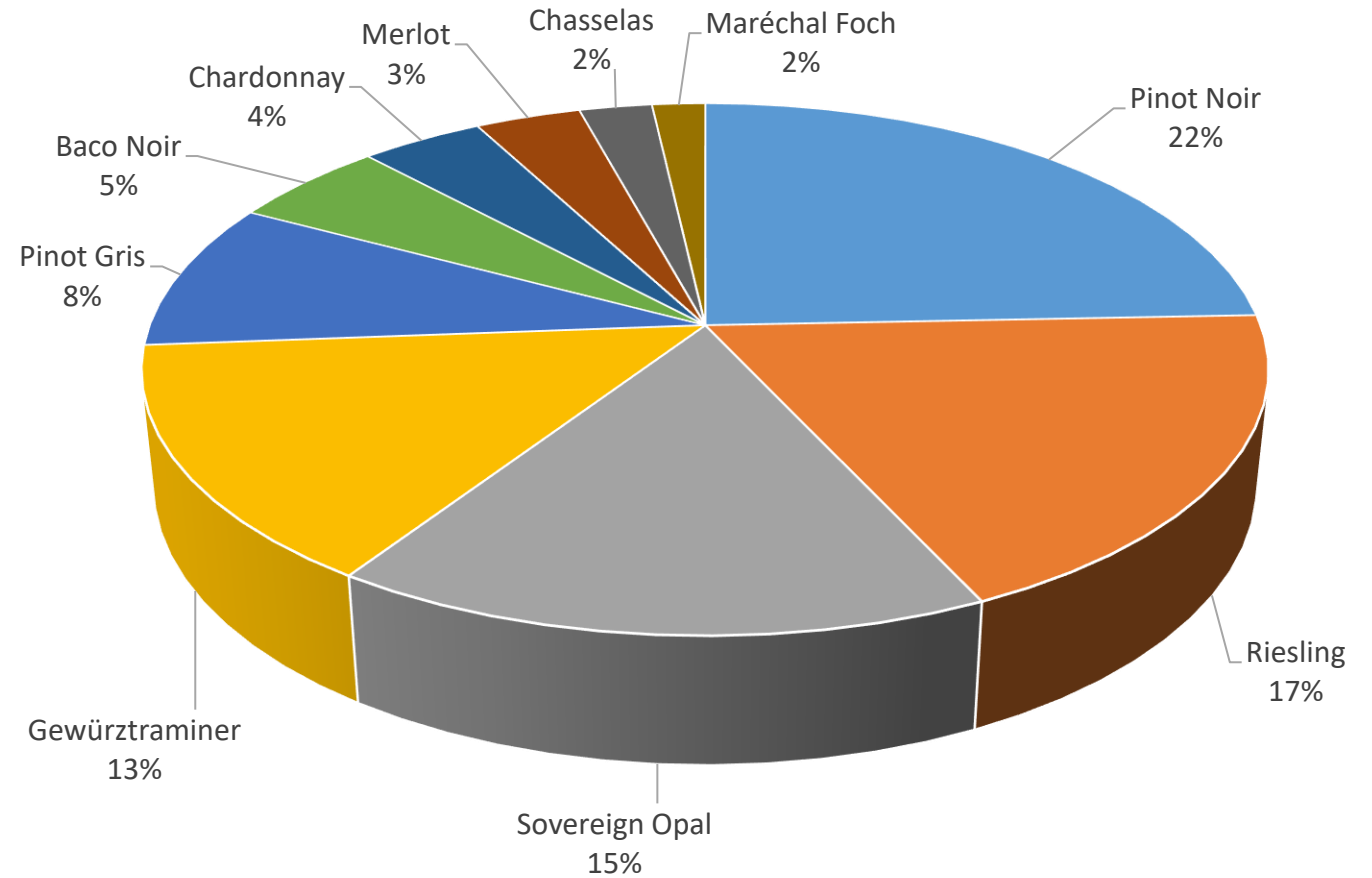
VARIETY	SHORT TONS
Pinot Meunier	12.65
Chenin Blanc	10.98
Pinotage	10.03
Muscat	5.17
Cabernet Franc	3.93
Syrah	3.87
Ehrenfelser	3.57
Dolcetto	3.00
Kerner	2.37
Malbec	1.80

VARIETY	SHORT TONS
Siegerrebe	1.30
Grüner Veltliner	1.10
Dunkelfelder	0.61
Oraniensteiner	0.46
Sémillon	0.30
Cabernet Sauvignon	0.23
REMAINING VARIETIES:	61.35

ALL VARIETIES
GRAND TOTAL SHORT TONS
828.75

KELOWNA TOP 10 VARIETIES

VARIETY	SHORT TONS
Pinot Noir	162.73
Riesling	124.74
Sovereign Opal	108.44
Gewürztraminer	96.78
Pinot Gris	59.97
Baco Noir	35.30
Chardonnay	27.64
Merlot	23.72
Chasselas	16.35
Maréchal Foch	11.94
TOP 10 TOTAL	667.60



KELOWNA REMAINING VARIETIES

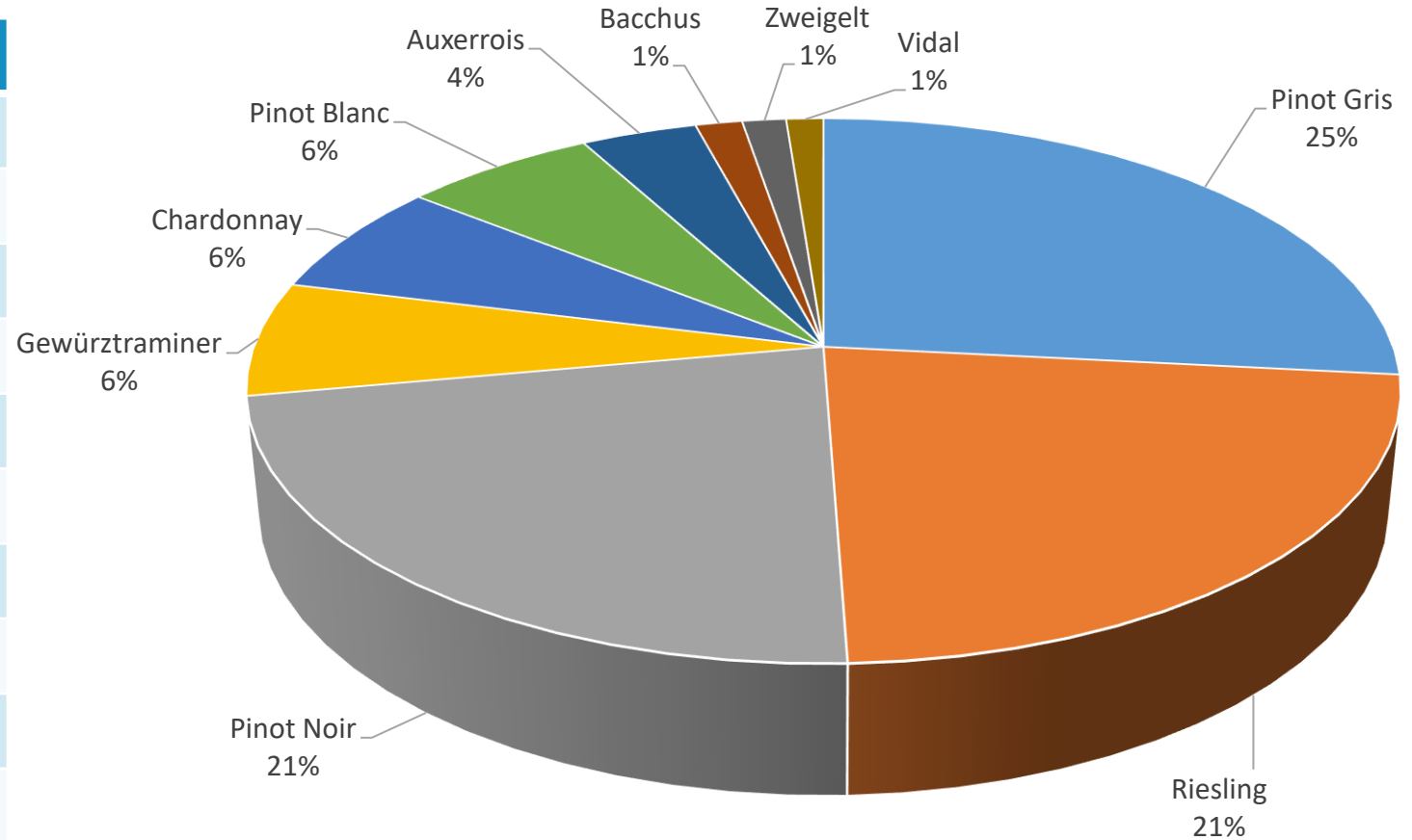
VARIETY	SHORT TONS
Ehrenfelser	10.46
Pinot Meunier	9.59
Pinot Blanc	7.88
Chenin Blanc	7.24
Pinotage	4.99
Gamay Noir	4.87
Ortega	4.84
Zweigelt	3.58
Sémillon	3.18
Muscat	1.78
Sauvignon Blanc	1.66
Lemberger	1.33

VARIETY	SHORT TONS
Bacchus	1.25
Vidal	0.89
Viognier	0.63
Garamet	0.54
Grüner Veltliner	0.37
Schönburger	0.34
Auxerrois	0.15
Cabernet Sauvignon	0.04
REMAINING VARIETIES:	65.59

ALL VARIETIES
GRAND TOTAL SHORT TONS
733.19

LAKE COUNTRY & VERNON TOP 10 VARIETIES

VARIETY	SHORT TONS
Pinot Gris	108.78
Riesling	93.07
Pinot Noir	92.65
Gewürztraminer	27.74
Chardonnay	27.65
Pinot Blanc	25.88
Auxerrois	15.51
Bacchus	6.26
Zweigelt	5.86
Vidal	4.97
TOP 10 TOTAL	408.35



LAKE COUNTRY & VERNON REMAINING VARIETIES

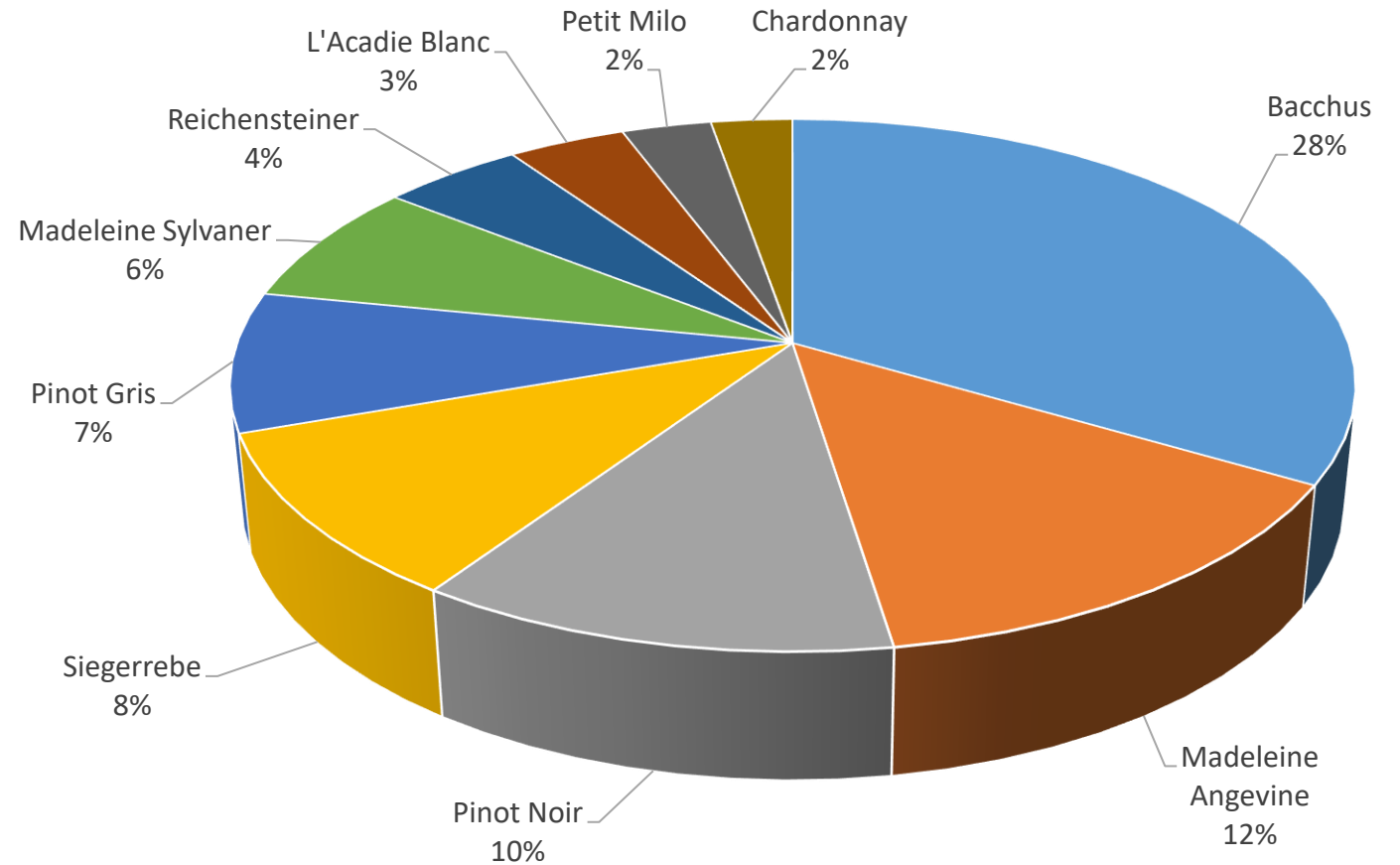
VARIETY	SHORT TONS
Siegerrebe	4.80
Kerner	3.95
Ehrenfelser	3.91
Grüner Veltliner	3.40
Maréchal Foch	2.39
Merlot	1.95

VARIETY	SHORT TONS
Rotberger	1.53
Gamay Noir	1.50
Petite Arvine	1.29
La Crescent	0.76
L'Acadie Blanc	0.46
Muscat	0.22
REMAINING VARIETIES:	26.25

ALL VARIETIES
GRAND TOTAL SHORT TONS
434.60

FRASER VALLEY TOP 10 VARIETIES

VARIETY	SHORT TONS
Bacchus	105.00
Madeleine Angevine	44.34
Pinot Noir	37.50
Siegerrebe	31.90
Pinot Gris	26.71
Madeleine Sylvaner	23.40
Reichensteiner	14.93
L'Acadie Blanc	12.39
Petit Milo	9.42
Chardonnay	8.56
TOP 10 TOTAL	314.14



FRASER VALLEY REMAINING VARIETIES

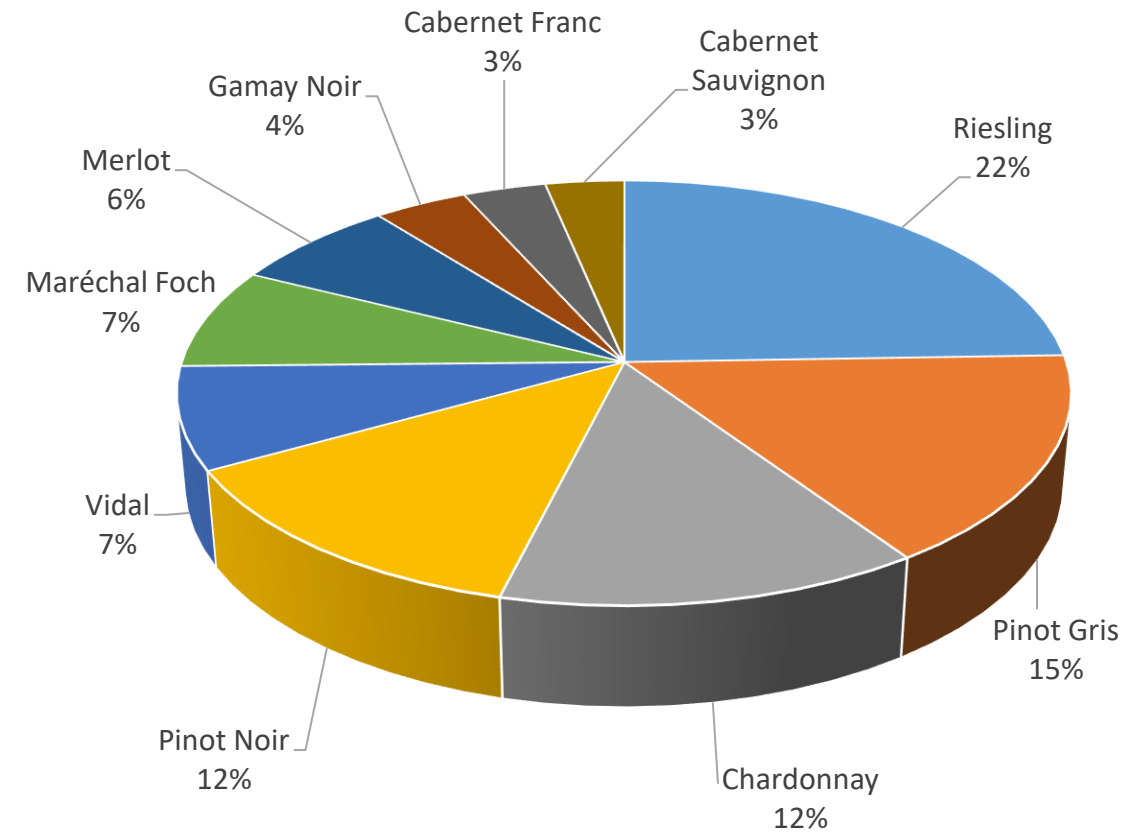
VARIETY	SHORT TONS
Blattner Cabernet Foch	8.53
Gamay Noir	7.98
Sauvignon Blanc	4.89
La Crescent	4.06
Maréchal Foch	4.04
Schönburger	3.99
Gewürztraminer	3.87
Dornfelder	3.61
Zweigelt	3.28
Seyval Blanc	3.11
Ortega	2.95
Kerner	1.77
Grüner Veltliner	1.75
Auxerrois	1.59

VARIETY	SHORT TONS
Viognier	1.50
Epicure	1.36
Müller Thurgau	1.00
Léon Millot	1.00
Concord	0.85
St. Laurent	0.70
Pinot Blanc	0.63
Muscat	0.50
Merlot	0.33
Cabernet Franc	0.30
Perle of C'saba	0.09
REMAINING VARIETIES:	63.69

ALL VARIETIES
GRAND TOTAL SHORT TONS
377.82

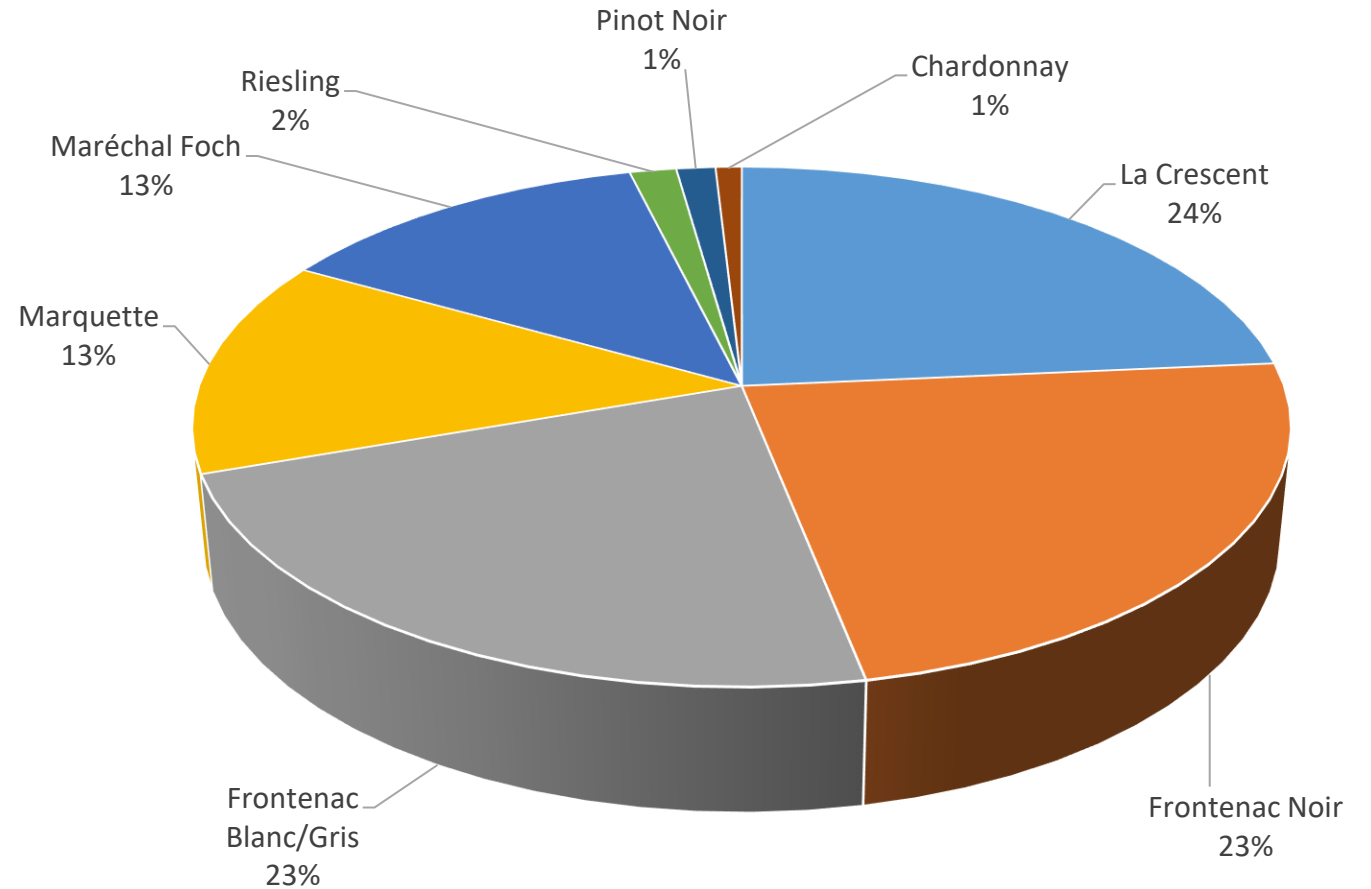
SIMILKAMEEN VALLEY ALL VARIETIES

VARIETY	SHORT TONS	VARIETY	SHORT TONS
Riesling	59.96	Lemberger	7.10
Pinot Gris	39.26	Pinot Blanc	6.56
Chardonnay	32.79	Gewürztraminer	5.30
Pinot Noir	31.90	Grüner Veltliner	2.67
Vidal	19.06	Sauvignon Blanc	1.06
Maréchal Foch	18.84	Roussanne	0.86
Merlot	17.11	Viognier	0.42
Gamay Noir	9.56	Muscat	0.26
Cabernet Franc	8.44	Petit Verdot	0.25
Cabernet Sauvignon	8.05	Malbec	0.03
TOP 10 TOTAL	244.96	REMAINING VARIETIES:	24.51
		GRAND TOTAL	269.46



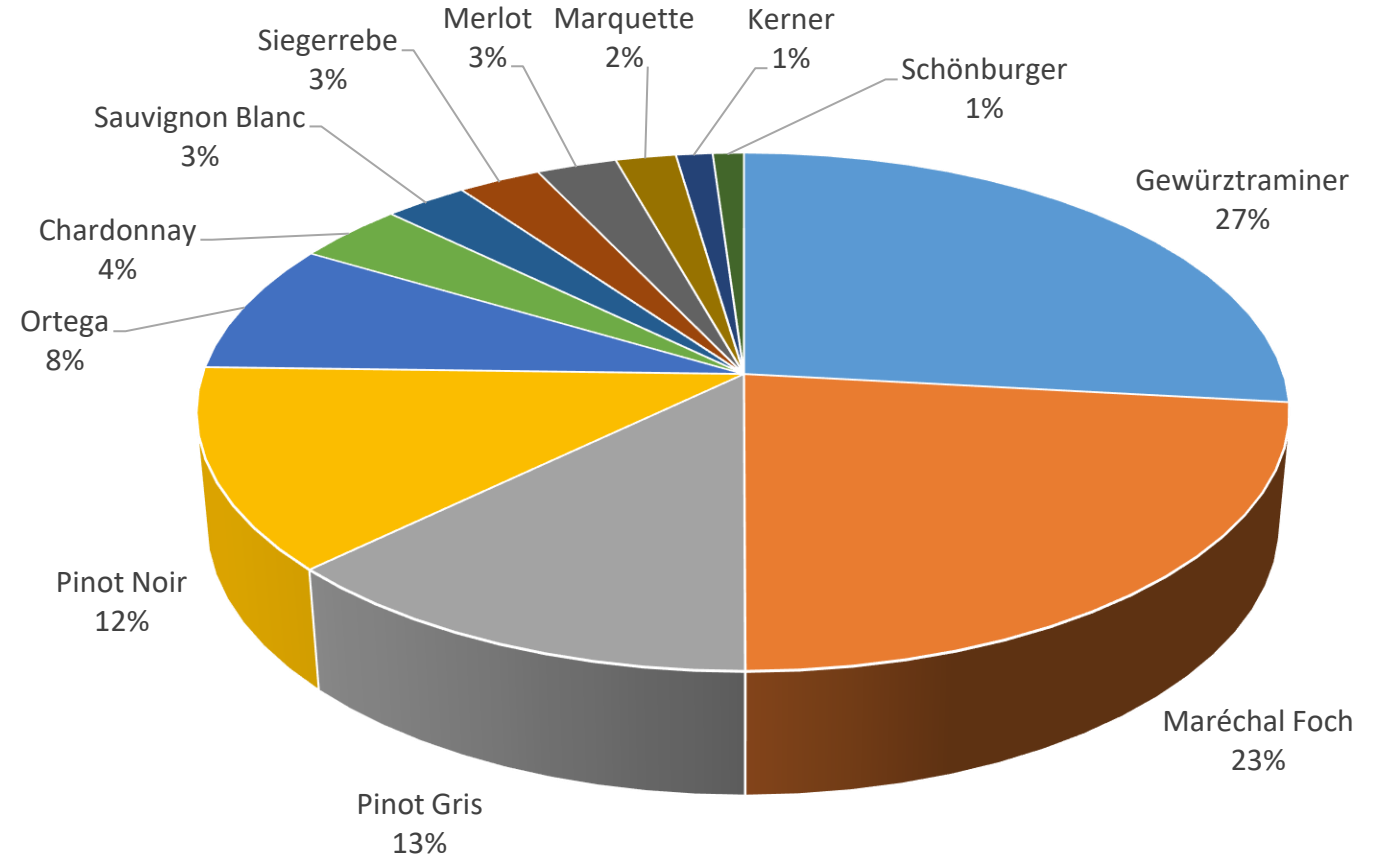
THOMPSON VALLEY ALL VARIETIES

VARIETY	SHORT TONS
La Crescent	59.32
Frontenac Noir	58.73
Frontenac Blanc/Gris	57.25
Marquette	34.11
Maréchal Foch	32.66
Riesling	4.02
Pinot Noir	3.37
Chardonnay	2.26
TOP 10 TOTAL	251.71
GRAND TOTAL	251.71



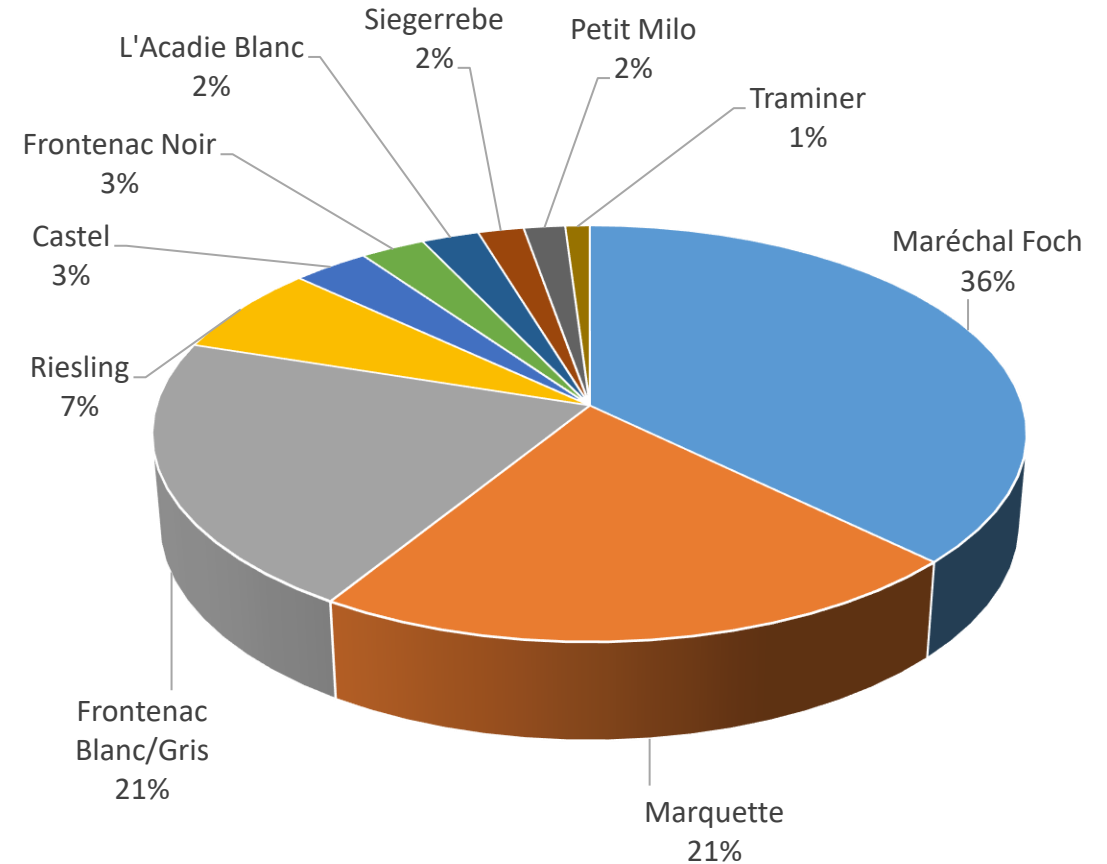
KOOTENAYS ALL VARIETIES

VARIETY	SHORT TONS
Gewürztraminer	26.05
Maréchal Foch	22.62
Pinot Gris	12.51
Pinot Noir	12.30
Ortega	7.89
Chardonnay	3.62
Sauvignon Blanc	2.77
Siegerrebe	2.75
Merlot	2.66
Marquette	2.00
TOP 10 TOTAL	95.16
Kerner	1.21
Schönburger	1.03
GRAND TOTAL	97.40



SHUSWAP ALL VARIETIES

VARIETY	SHORT TONS	VARIETY	SHORT TONS
Maréchal Foch	30.72	Ortega	0.61
Marquette	17.88	Regent	0.61
Frontenac Blanc/Gris	17.43	Pinot Noir	0.53
Riesling	5.72	Madeleine Angevine	0.40
Castel	2.67	Pinot Blanc	0.20
Frontenac Noir	2.25	Kerner	0.02
L'Acadie Blanc	2.00	REMAINING VARIETIES:	2.37
Siegerrebe	1.59	GRAND TOTAL	84.92
Petit Milo	1.44		
Traminer	0.85		
TOP 10 TOTAL	82.55		



LILLOOET ALL VARIETIES

VARIETY	SHORT TONS
Riesling	19.97
Cabernet Franc	14.18
Pinot Gris	6.18
Chardonnay	4.81
Pinot Noir	3.66
Merlot	2.54
Maréchal Foch	2.00
Grüner Veltliner	1.99
Petit Milo	0.50
Cabernet Sauvignon	0.29
TOP 10 TOTAL	56.12
GRAND TOTAL	56.12

